

4PRm Submersible Pump



Applications

For water supply from wells or reservoirs.
 For domestic use for civil and industrial applications.
 For garden use and irrigation.

Operating conditions

Maximum fluid temperature : +35°C.
 Maximum sand content : 3%.
 Maximum immersion : 120m.
 Minimum well diameter : 4".

Motor and pump

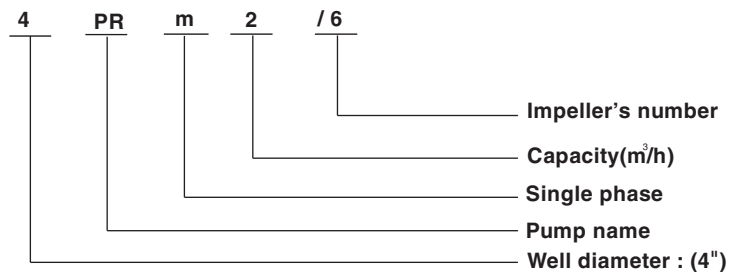
Rewindable motor
 Three-phase: 350V-415V/50Hz
 Single-phase: 150V-240V/50Hz
 Equip with start - up control box
 NEMA dimension standards

Internal diameter of outlet

1".25 1.5" 2"

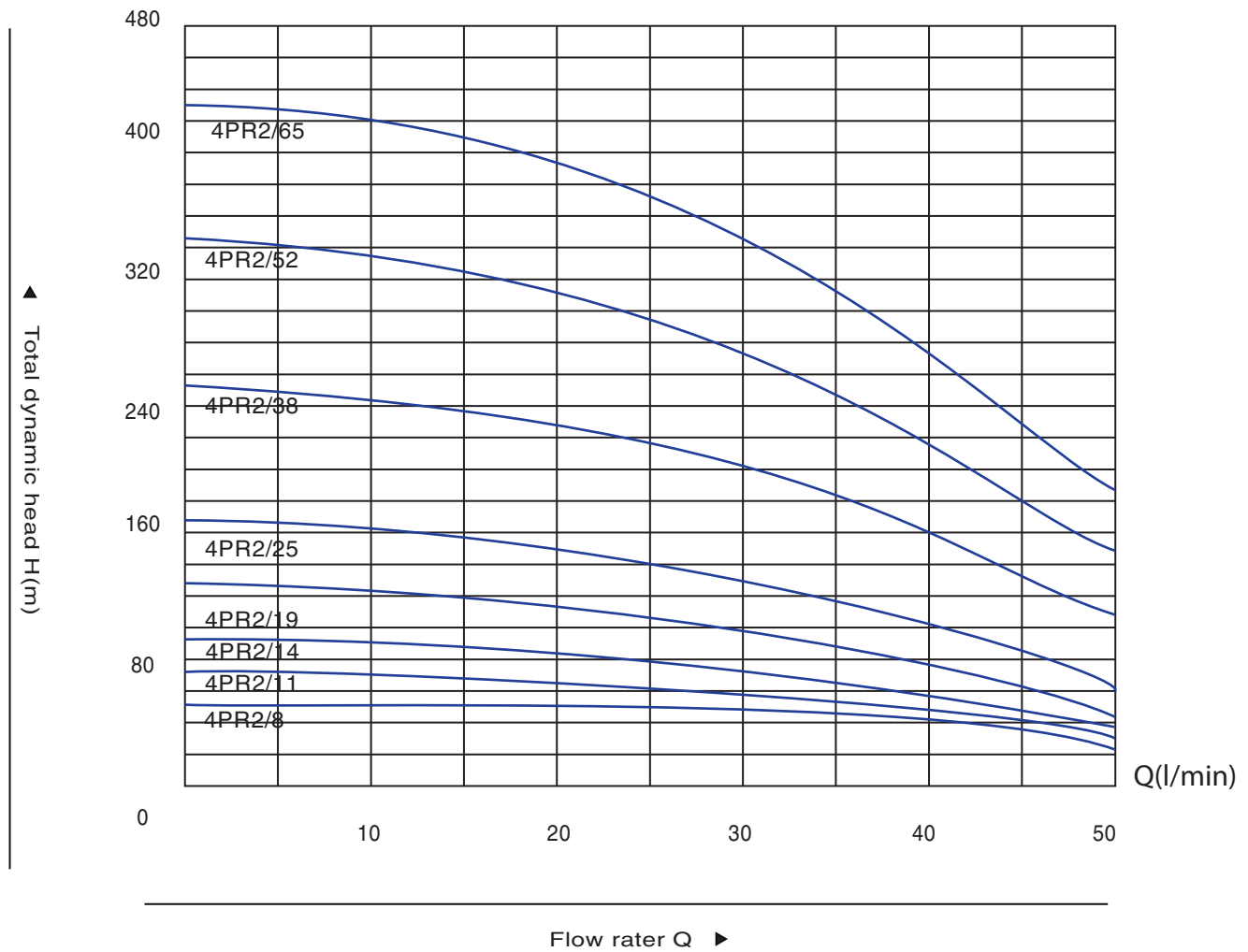
Warranty: 1 year

(According to our general sales conditions).



COMPONENTS	MATERIAL
Pump casing	AISI 304PR/201PR
Outlet	Cast - Cu
Inlet	Cast - Cu
Strainer	AISI 304PR
Diffuser	PC
Impeller	POM
Pump shaft	AISI 304PR/201PR
shaft couplin	AISI 304PR/201PR
Motor casing	AISI 304PR/201PR
Mechanical seal	Graphite-ceramic/TC
Top chock	Cast-Cu/Cast-iron
Motor shaft	AISI 304PR
Bearing	NSK/C&U
Seal lubricant oil	10# White Oil

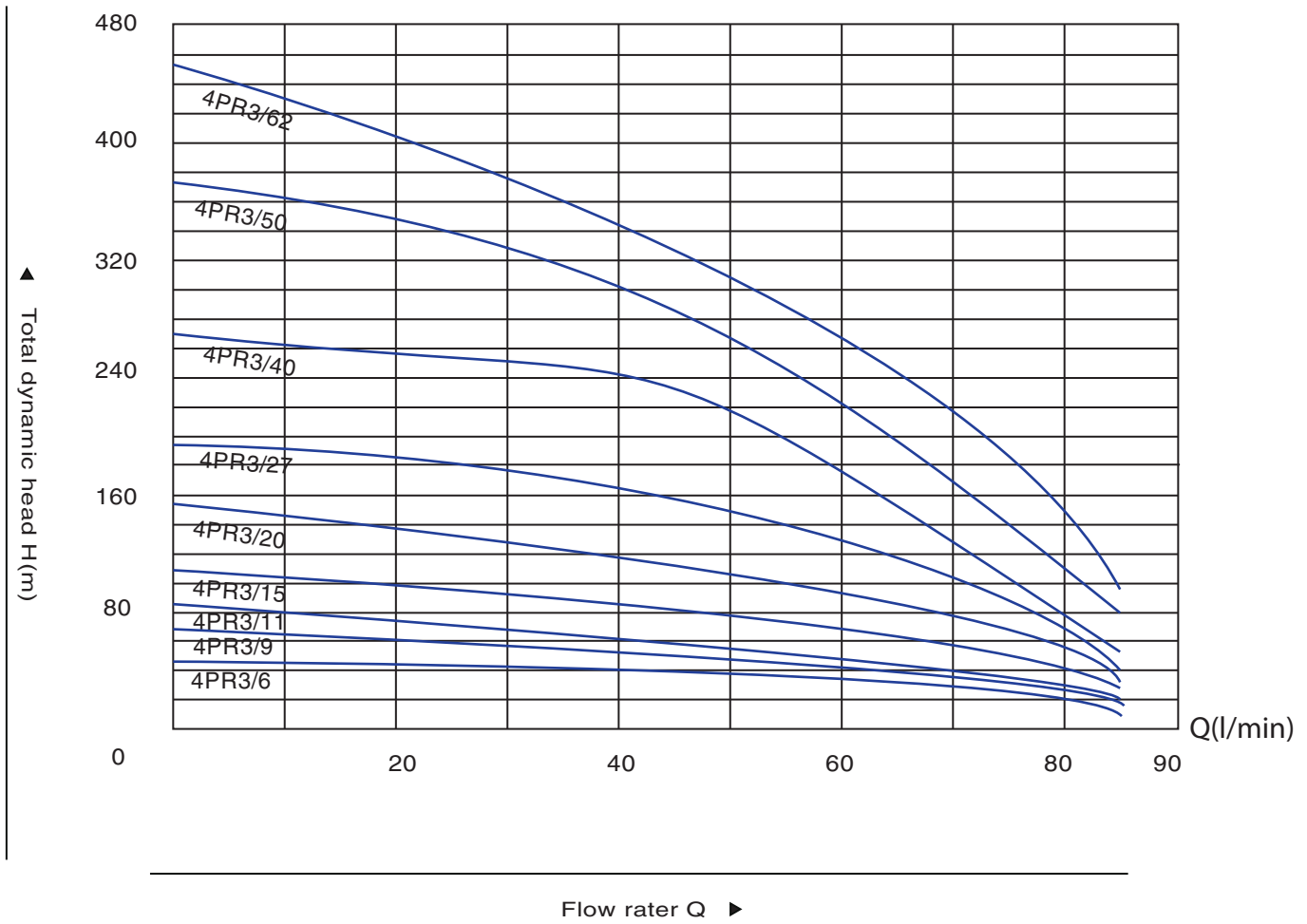
4PR2 Strong Anti-sand Series



PERFORMANCE TABLE:

Type		Motor power		Delivery N ≈ 2850 r/min													
1~ 220V-240V	3~ 380V-415V	KW	HP	Q	m ³ /h												
					l/min												
					0	0.3	0.6	0.9	1.2	1.5	1.8	2.1	2.4	2.7	3.0		
					0	5	10	15	20	25	30	35	40	45	50		
4PRm2/8	4PR2/8	0.37	0.5	H(m)	53	52	51	51	48	46	42	38	34	28	23		
4PRm2/11	4PR2/11	0.55	0.75		75	72	70	70	67	63	58	52	46	39	31		
4PRm2/14	4PR2/14	0.75	1.0		93	92	90	89	85	80	74	67	59	50	40		
4PRm2/19	4PR2/19	1.1	1.5		126	124	122	120	115	109	100	90	80	67	54		
4PRm2/25	4PR2/25	1.5	2.0		166	164	160	158	151	143	132	119	105	89	71		
4PRm2/38	4PR2/38	2.2	3.0		252	249	243	240	230	218	201	181	160	135	108		
-----	4PR2/52	3.0	4.0		345	341	333	329	315	298	275	248	218	184	148		
-----	4PR=2/65	4.0	5.5		431	426	416	411	393	373	343	309	273	230	185		

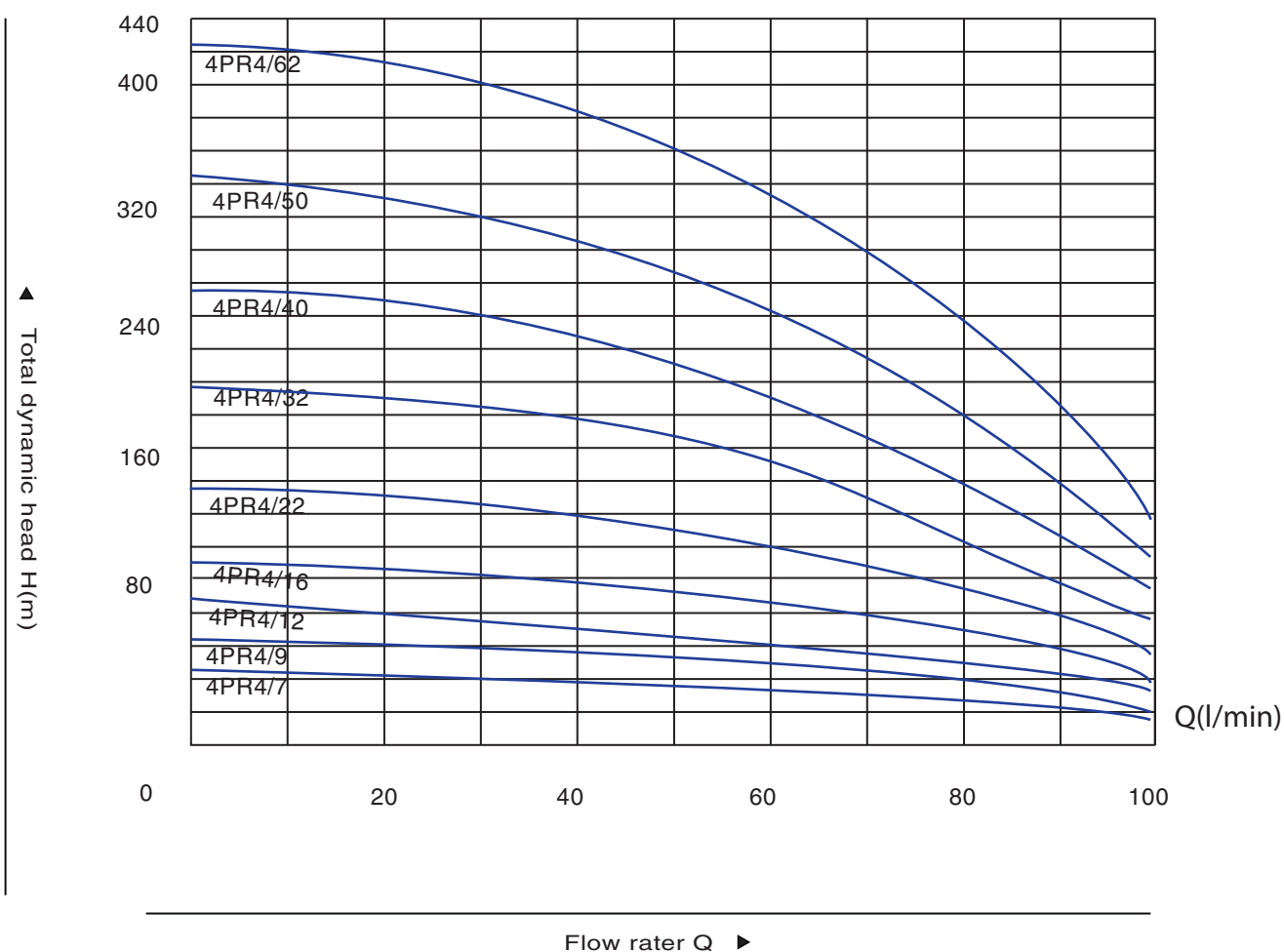
4PR3 Strong Anti-sand Series



PERFORMANCE TABLE:

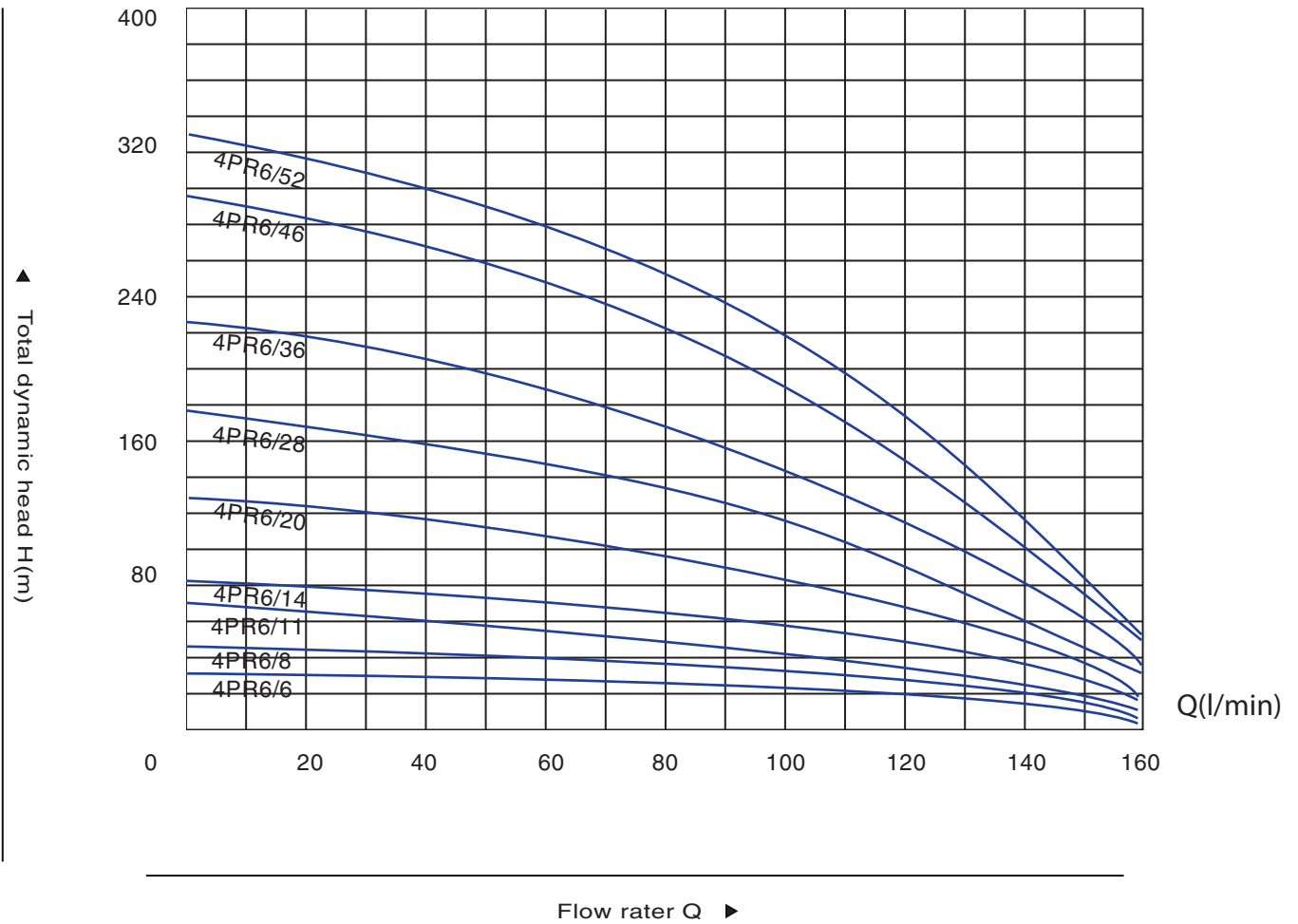
Type		Motor power		Delivery N ≈ 2850 r/min											
1~ 220V-240V	3~ 380V-415V	KW	HP	Q	m ³ /h	0	0.6	1.2	1.8	2.4	3.0	3.6	4.2	4.8	5.4
					l/min	0	10	20	30	40	50	60	70	80	90
4PRm3/6	4PR3/6	0.37	0.5	H(m)	44	43	41	39	36	32	27	21	15	9	
4PRm3/9	4PR3/9	0.55	0.75		65	64	62	59	54	48	41	32	23	13	
4PRm3/11	4PR3/11	0.75	1.0		80	79	76	72	66	59	50	39	28	16	
4PRm3/15	4PR3/15	1.1	1.5		109	107	104	98	90	81	68	53	39	22	
4PRm3/20	4PR3/20	1.5	2.0		145	143	138	130	120	108	90	70	52	29	
4PRm3/27	4PR3/27	2.2	3.0		196	193	186	176	162	145	122	95	70	39	
-----	4PR3/40	3.0	4.0		290	286	276	260	240	215	180	140	103	58	
-----	4PR3/50	4.0	5.5		363	358	345	325	300	269	225	175	129	72	
-----	4PR3/62	5.5	7.5		450	443	428	403	372	334	279	217	160	89	

4PR4 Strong Anti-sand Series



PERFORMANCE TABLE:

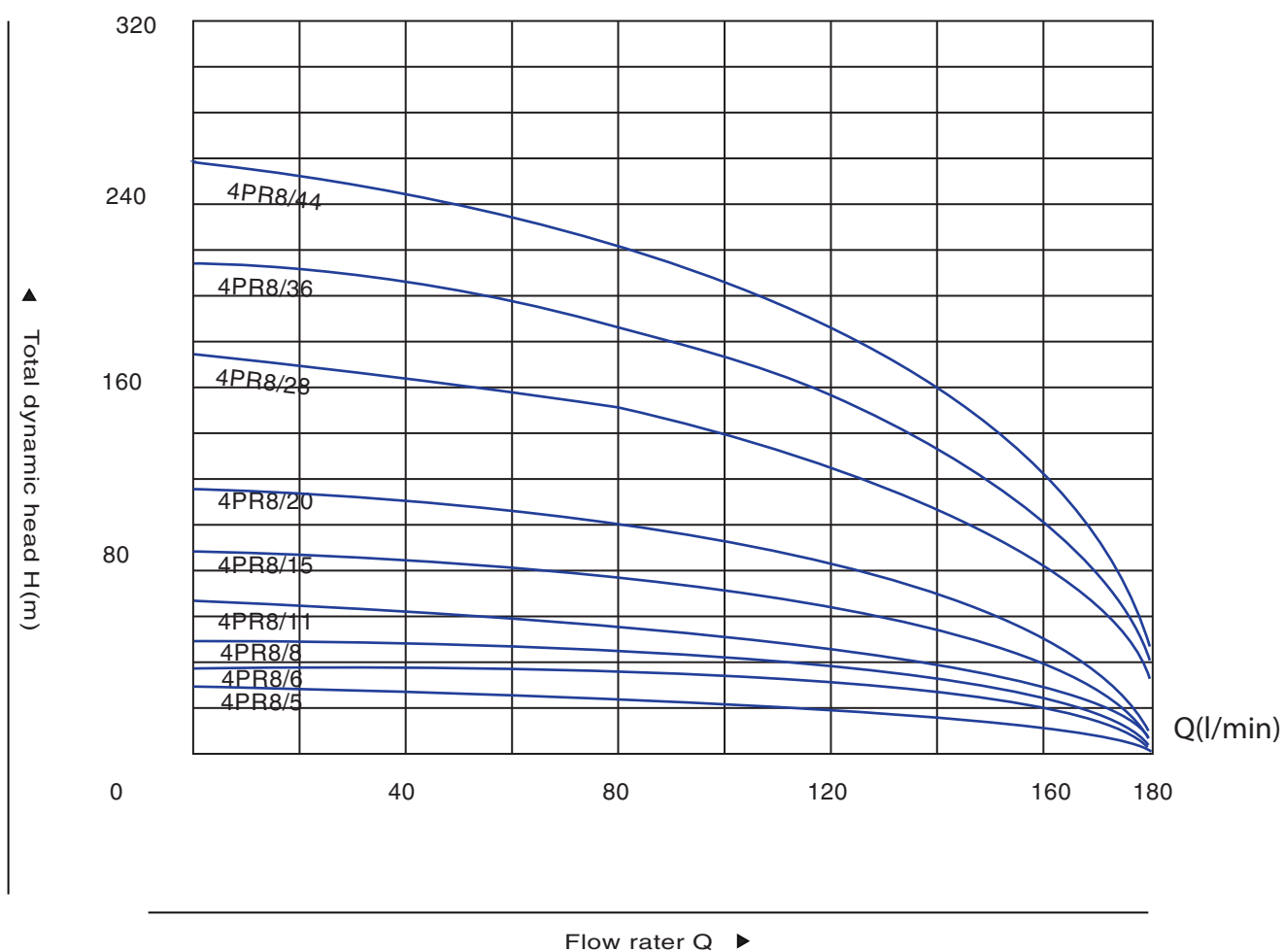
Type		Motor power		Delivery N ≈ 2850 r/min												
1~ 220V-240V	3~ 380V-415V	KW	HP	Q	0	0.6	1.2	1.8	2.4	3.0	3.6	4.2	4.8	5.4	6.0	
				m ³ /h l/min	0	10	20	30	40	50	60	70	80	90	100	
4PRm4/7	4PR4/7	0.55	0.75	H(m)	48	48	46	45	43	41	38	33	27	22	16	
4PRm4/9	4PR4/9	0.75	1.0		62	61	59	58	55	53	49	43	35	28	20	
4PRm4/12	4PR4/12	1.1	1.5		83	81	79	78	73	71	65	57	46	37	27	
4PRm4/16	4PR4/16	1.5	2.0		110	109	105	104	98	94	86	75	62	49	36	
4PRm4/22	4PR4/22	2.2	3.0		151	149	144	143	134	130	119	104	85	68	49	
-----	4PR4/32	3.0	4.0		220	217	210	208	195	189	173	151	124	99	71	
-----	4PR4/40	4.0	5.5		275	272	262	260	244	236	216	189	154	124	89	
-----	4PR4/50	5.5	7.5		344	340	328	325	305	295	270	237	193	155	111	
-----	4PR4/62	7.5	10		427	421	406	402	382	366	335	298	249	192	138	



PERFORMANCE TABLE:

Type		Motor power		Delivery N ≈ 2850 r/min									
1~ 220V-240V	3~ 380V-415V	KW	HP	Q m ³ /h l/min	0	1.2	2.4	3.6	4.8	6.0	7.2	8.4	9.6
					0	20	40	60	80	100	120	140	160
4PRm6/6	4PR6/6	0.55	0.75	H(m)	38	36	34	32	29	25	20	13	6
4PRm6/8	4PR6/8	0.75	1.0		50	48	45	43	39	34	26	17	8
4PRm6/11	4PR6/11	1.1	1.5		69	66	62	59	54	46	36	23	10
4PRm6/14	4PR6/14	1.5	2.0		88	85	78	75	68	59	46	30	13
4PRm6/20	4PR6/20	2.2	3.0		126	121	112	107	98	84	65	43	19
-----	4PR6/28	3.0	4.0		177	169	157	150	137	118	92	60	26
-----	4PR6/36	4.0	5.5		227	218	202	192	176	152	118	77	34
-----	4PR6/46	5.5	7.5		290	278	258	246	225	194	151	98	43
-----	4PR6/52	7.5	10		328	314	291	278	254	219	170	111	49

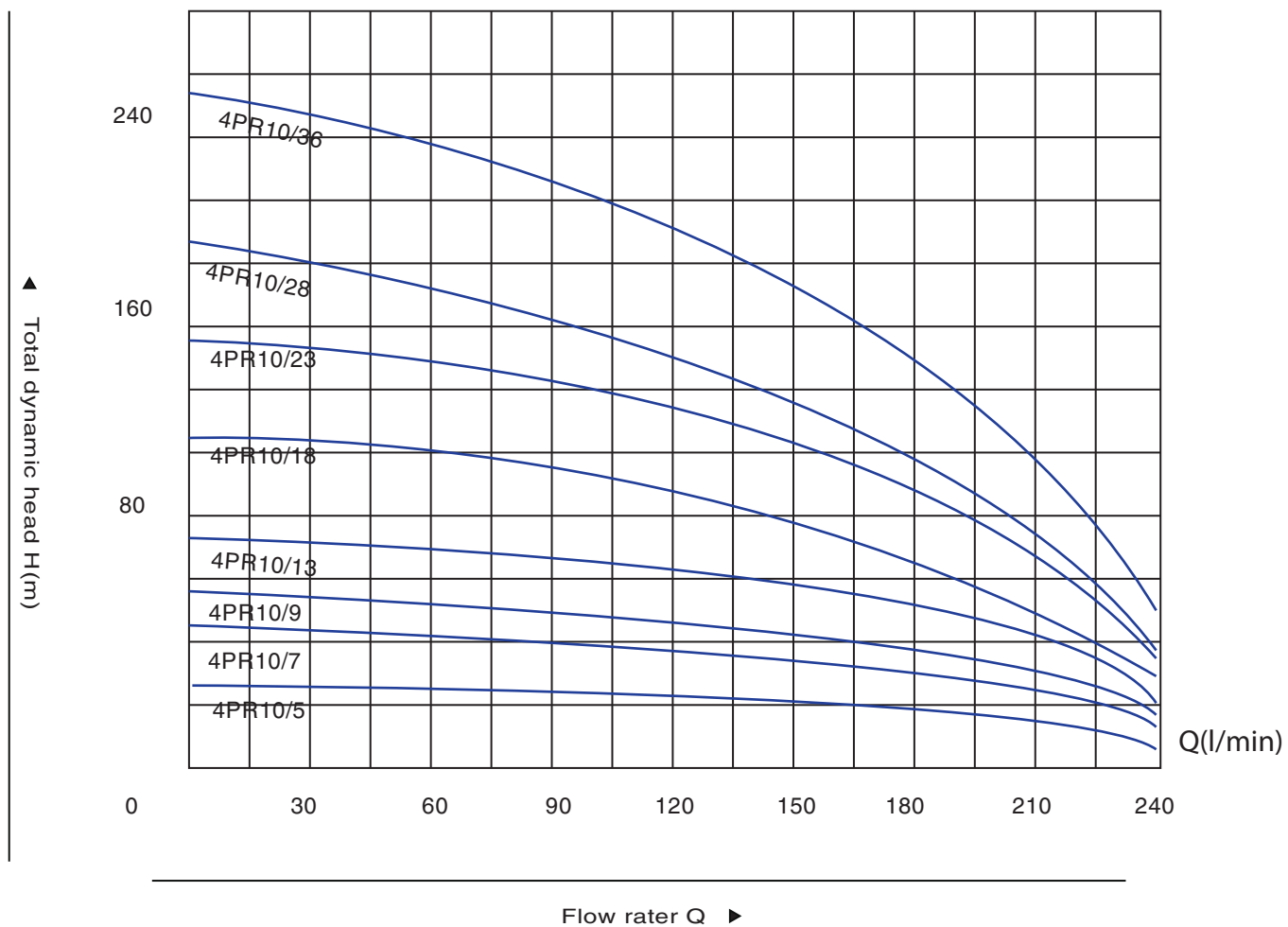
4PR8 Strong Anti-sand Series



PERFORMANCE TABLE:

Type		Motor power		Delivery N ≈ 2850 r/min										
1~ 220V-240V	3~ 380V-415V	KW	HP	Q m ³ /h l/min	0	1.2	2.4	3.6	4.8	6.0	7.2	8.4	9.6	10.8
					0	20	40	60	80	100	120	140	160	180
4PRm8/5	4PR8/5	0.55	0.75	H(m)	29	28	27	26	25	23	20	17	13	3
4PRm8/6	4PR8/6	0.75	1.0		35	34	33	31	29	27	24	21	15	3
4PRm8/8	4PR8/8	1.1	1.5		46	45	44	41	39	36	32	27	21	4
4PRm8/11	4PR8/11	1.5	2.0		64	62	60	57	54	50	45	38	28	6
4PRm8/15	4PR8/15	2.2	3.0		87	84	82	78	74	68	61	51	39	8
-----	4PR8/20	3.0	4.0		116	113	109	103	98	91	81	69	52	10
-----	4PR8/28	4.0	5.5		162	158	153	145	137	127	114	96	72	14
-----	4PR8/36	5.5	7.5		209	203	196	186	177	163	146	123	93	18
-----	4PR8/44	7.5	10		255	248	240	227	216	200	179	151	114	22

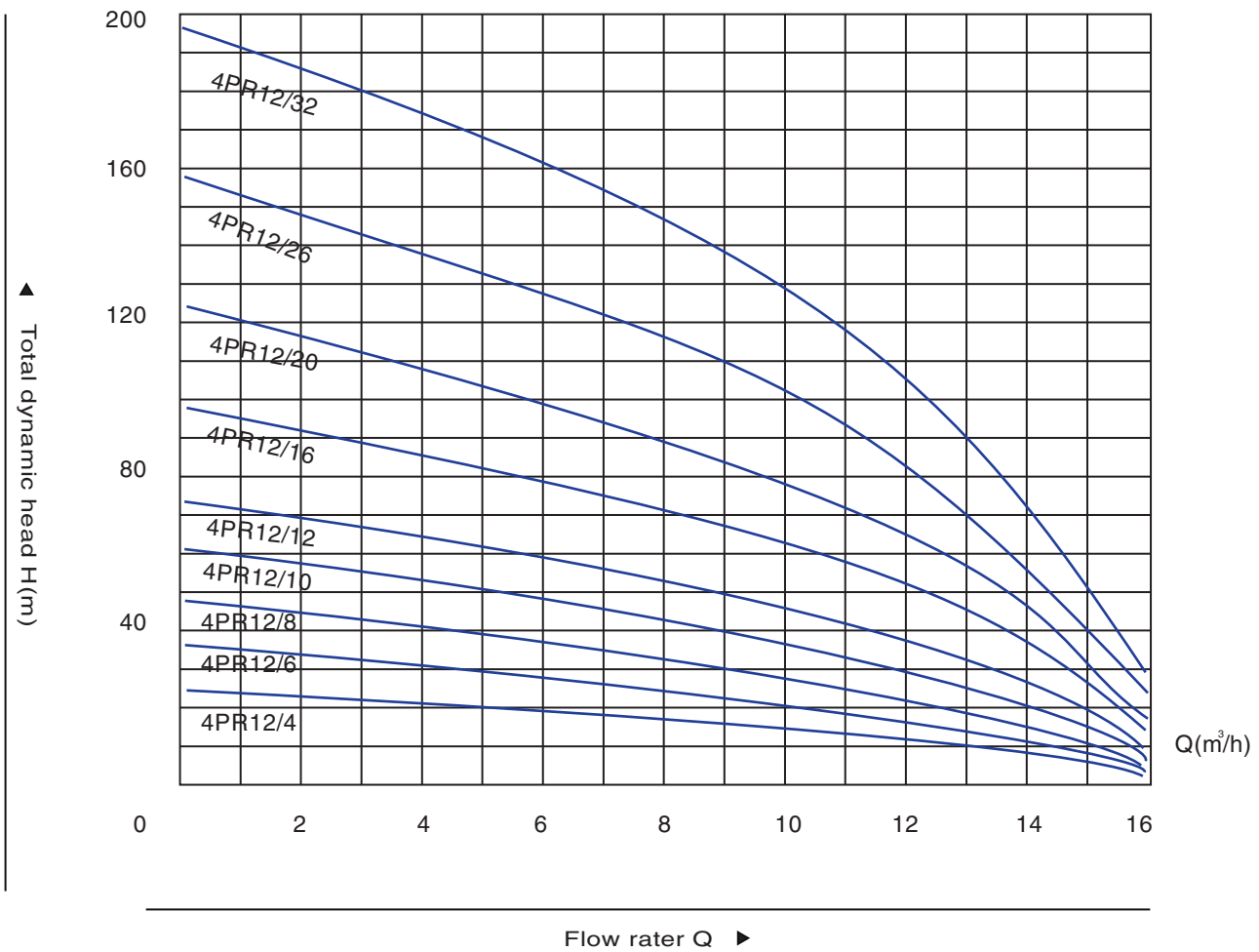
4PR10 Strong Anti-sand Series



PERFORMANCE TABLE:

Type		Motor power		Delivery N ≈ 2850 r/min										
1~ 220V-240V	3~ 380V-415V	KW	HP	Q	m ³ /h									
					l/min									
4PRm10/5	4PR10/5	0.75	1.0	H(m)	0	1.8	3.6	5.4	7.2	9.0	10.8	12.6	14.4	
4PRm10/7	4PR10/7	1.1	1.5		0	30	60	90	120	150	180	210	240	
4PRm10/9	4PR10/9	1.5	2.0		30	30	28	26	24	21	16	13	7	
4PRm10/13	4PR10/13	2.2	3.0		42	41	39	37	34	29	22	17	10	
-----	4PR10/18	3.0	4.0		55	53	50	47	43	37	28	22	13	
-----	4PR10/23	4.0	5.5		79	77	72	68	63	54	41	37	19	
-----	4PR10/28	5.5	7.5		109	107	100	94	87	75	57	51	26	
-----	4PR10/36	7.5	10.0		139	136	127	121	111	95	72	59	33	
-----					170	166	155	147	135	116	88	68	40	
-----				218	213	199	189	174	149	113	82	52		

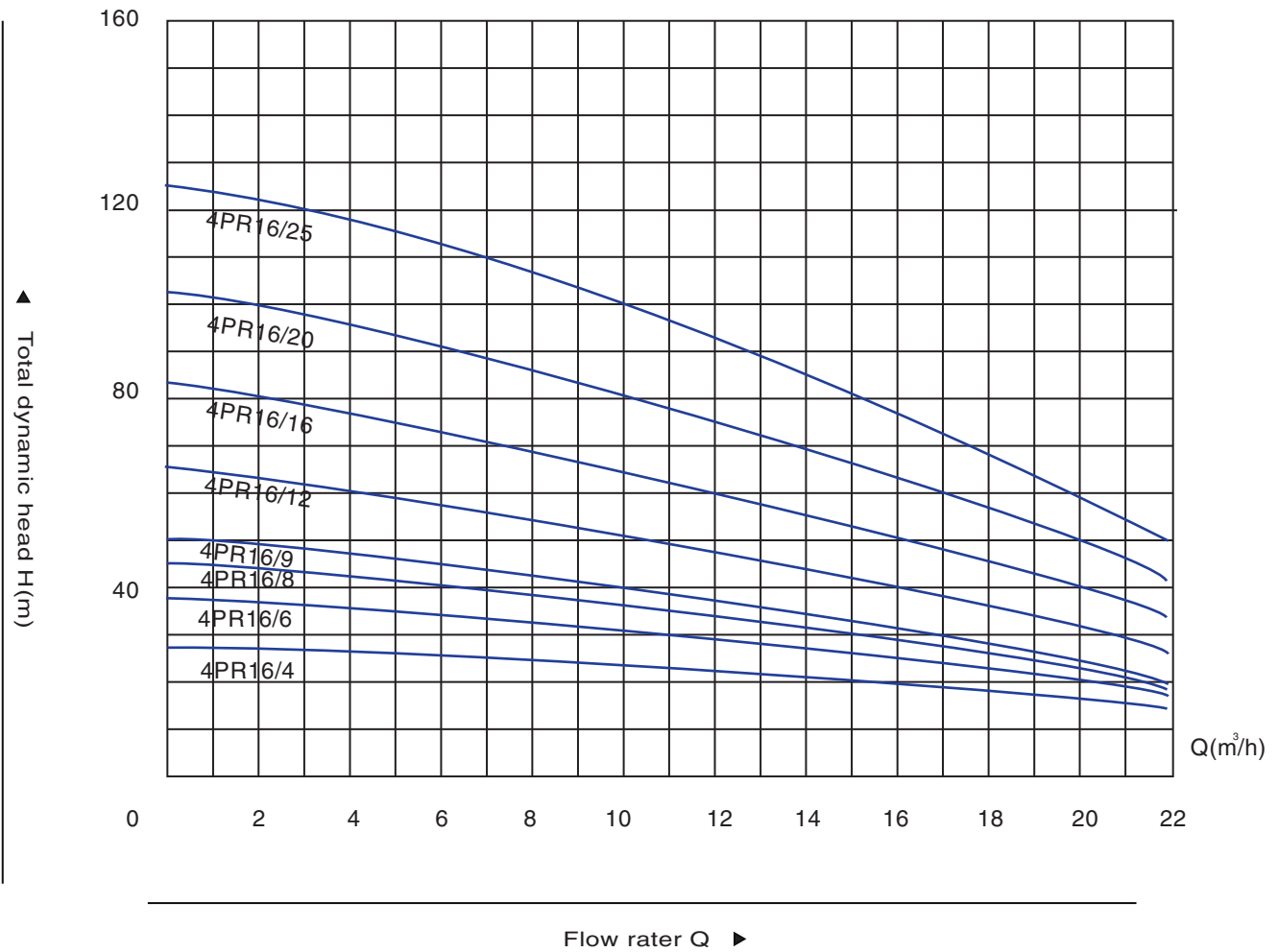
4PR12 Strong Anti-sand Series



PERFORMANCE TABLE:

Type		Motor power		Delivery N ≈ 2850 r/min										
1~ 220V-240V	3~ 380V-415V	KW	HP	Q m³/h l/min	0	2	4	6	8	10	12	14	16	
					0	33	67	100	133	167	200	223	267	
4PRm12/4	4PR12/4	0.75	1.0	H(m)	24	23	21	19	16	14	10	6	2	
4PRm12/6	4PR12/6	1.1	1.5		36	34	32	29	26	22	17	11	3	
4PRm12/8	4PR12/8	1.5	2.0		49	46	43	40	36	30	24	16	5	
4PRm12/10	4PR12/10	1.8	2.5		61	58	53	49	44	38	30	20	6	
4PRm12/12	4PR12/12	2.2	3.0		73	70	65	58	53	45	36	24	8	
-----	4PR12/16	3.0	4.0		98	93	86	80	71	62	51	36	13	
-----	4PR12/20	4.0	5.5		123	116	108	100	89	78	64	45	16	
-----	4PR12/26	5.5	7.5		159	151	140	130	115	101	83	59	21	
-----	4PR12/32	7.5	10		196	186	172	160	142	124	102	72	26	





PERFORMANCE TABLE:

Type		Motor power		Delivery N ≈ 2850 r/min											
1~ 220V-240V	3~ 380V-415V	KW	HP	Q m ³ /h l/min	0	4	6	10	12	14	16	18	20	22	
					0	67	100	165	200	230	265	300	335	360	
4PRm16/4	4PR16/4	1.1	1.5	H(m)	22	21	20	17	15	14	12	10	8	6	
4PRm16/6	4PR16/6	1.5	2.0		34	31	30	26	24	22	19	17	14	10	
4PRm16/8	4PR16/8	1.8	2.5		43	39	37	32	30	26	23	20	16	11	
-----	4PR16/9	2.2	3.0		49	45	42	36	34	30	27	23	19	13	
-----	4PR16/12	3.0	4.0		67	61	58	50	46	41	38	32	27	20	
-----	4PR16/16	4.0	5.5		88	81	77	67	62	56	51	44	37	29	
-----	4PR16/20	5.5	7.5		111	104	98	85	78	72	65	56	48	38	
-----	4PR16/25	7.5	10		139	130	123	106	98	90	81	70	60	48	