

# 3PRm Submersible Pump



## Applications

For water supply from wells or reservoirs.  
For domestic use for civil and industrial applications.  
For garden use and irrigation.

## Operating conditions

Maximum fluid temperature : +35°C.  
Maximum sand content : 2%.  
Minimum well diameter : 3".

## Motor and pump

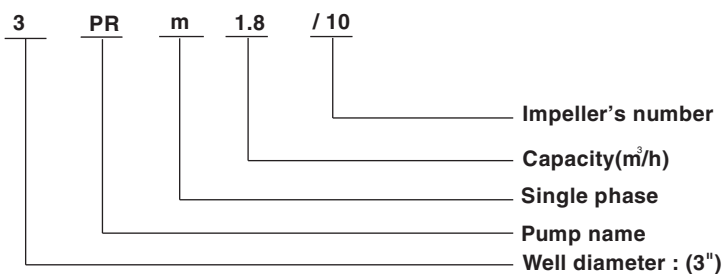
Rewindable motor  
Single-phase: 150V-240V/50Hz  
Equip with start control box or digital auto-control box  
Pumps are designed by casing stressed  
Curve tolerance according to ISO 9001

## Internal diameter of outlet

1".0,1.25"

## Warranty: 1 year

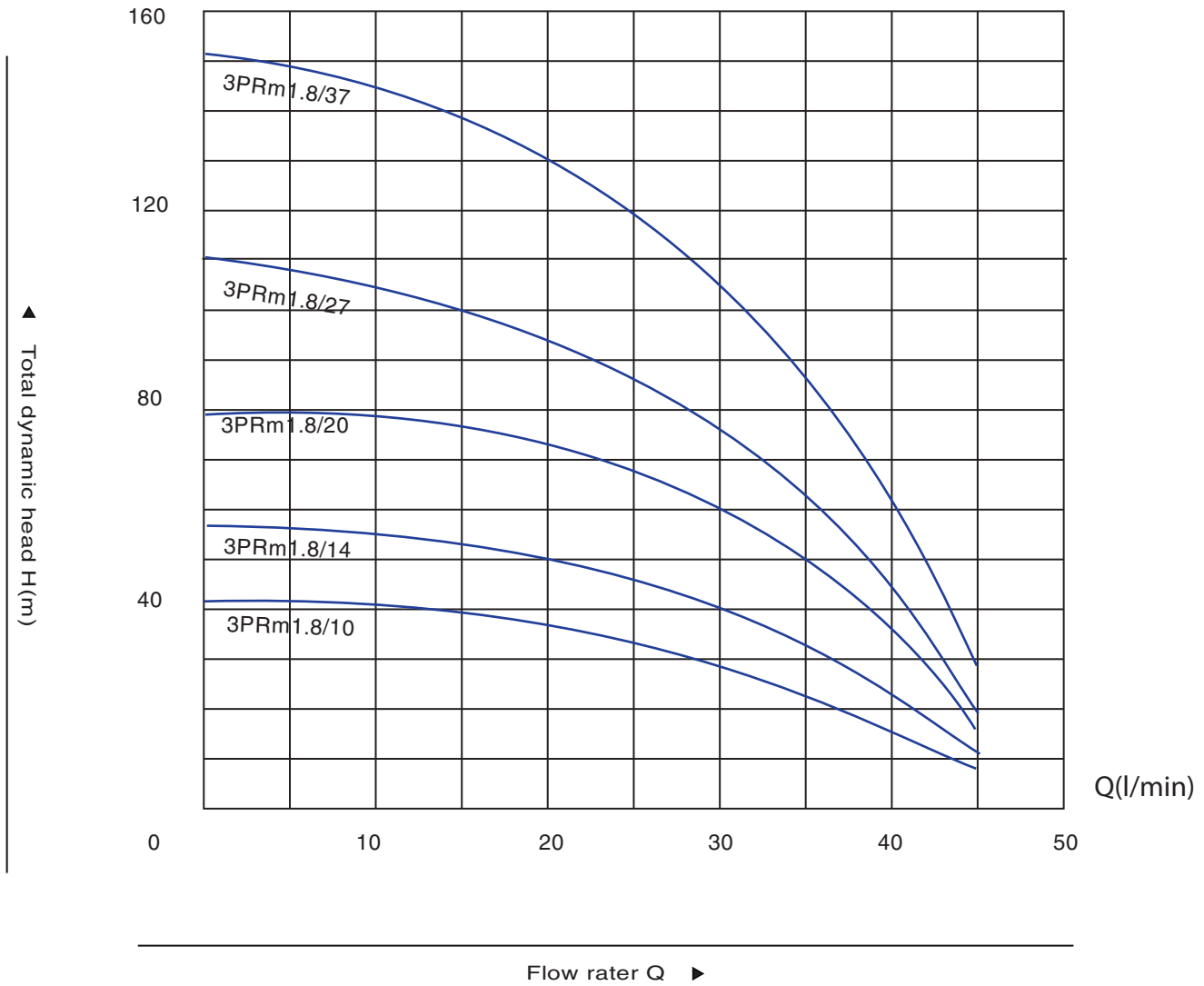
(According to our general sales conditions).



COMPONENTS	MATERIAL
Pump casing	AISI 304SS/201SS
Outlet	Cast - Cu
Inlet	Cast - Cu
Strainer	AISI 304SS
Diffuser	PC
Impeller	POM
Pump shaft	AISI 304SS/201SS
shaft couplin	AISI 304SS/201SS
Motor casing	AISI 304SS/201SS
Mechanical seal	Graphite-ceramic/TC
Top chock	Cast-Cu/Cast-iron
Motor shaft	AISI 304SS
Bearing	NSK/C&U
Seal lubricant oil	10# White Oil



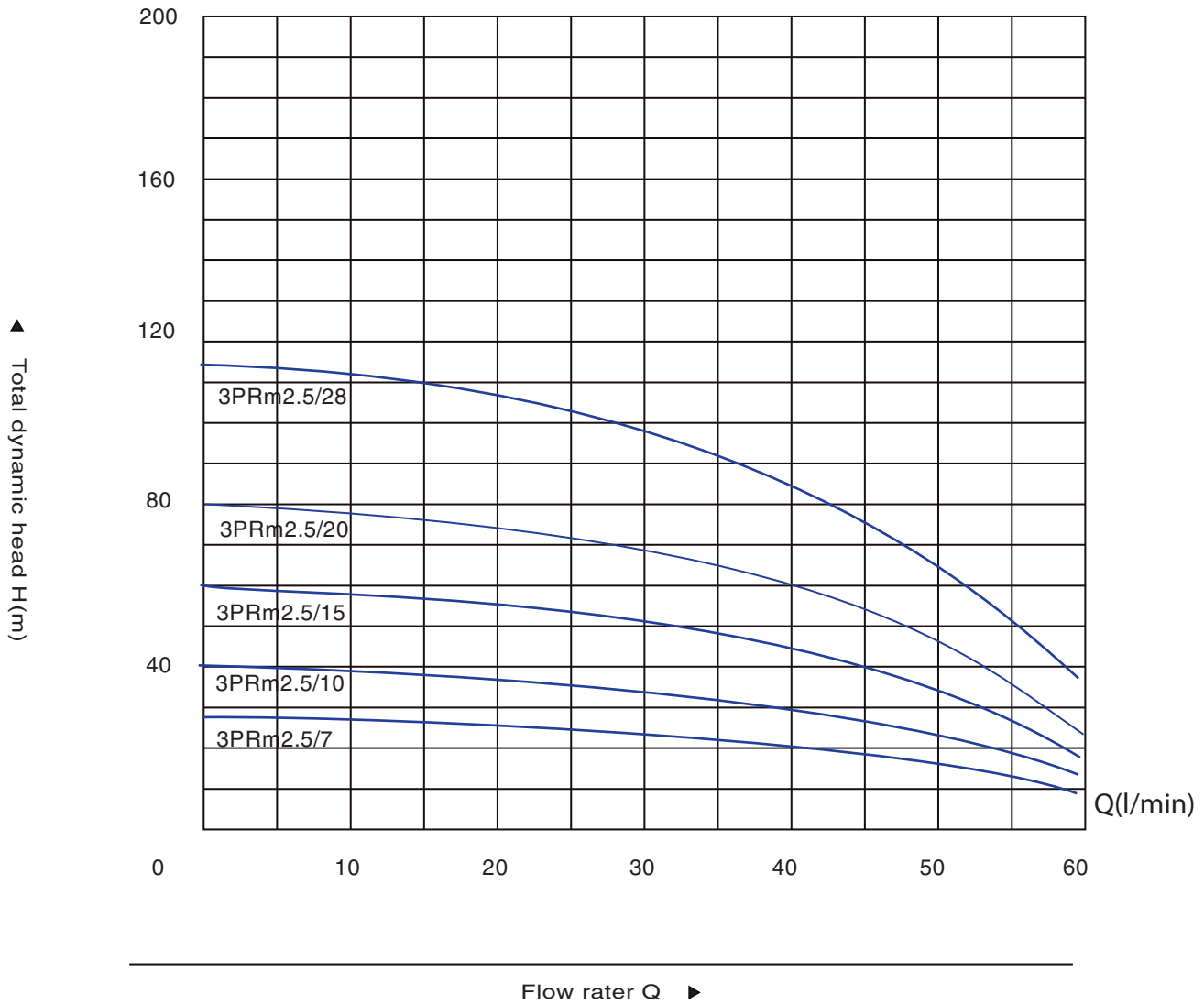
# 3PRm1.8 Submersible Pump



### PERFORMANCE TABLE:

Type	Motor power		Delivery N ≈ 2850 r/min							
	KW	HP	Q	m <sup>3</sup> /h	0	0.3	0.9	1.5	2.1	2.7
1~ 220V-240V				l/min	0	5	15	25	35	45
3PRm1.8/10	0.25	0.33	H(m)	41	40	36	29	25	7	
3PRm1.8/14	0.37	0.5		57	56	51	40	35	10	
3PRm1.8/20	0.55	0.75		81	80	73	57	50	14	
3PRm1.8/27	0.75	1.0		110	108	98	77	67	18	
3PRm1.8/37	1.10	1.5		151	148	134	105	92	25	

# 3PRm2.5 Submersible Pump



## PERFORMANCE TABLE:

Type	Motor power		Delivery N ≈ 2850 r/min							
	KW	HP	Q	m <sup>3</sup> /h	0	0.6	1.2	1.8	3.0	3.6
1~220V-240V				l/min	0	10	20	30	50	60
3PRm2.5/7	0.25	0.33	H(m)	29	27	25	24	16	8	
3PRm2.5/10	0.37	0.5		40	38	36	34	22	12	
3PRm2.5/15	0.55	0.75		60	58	55	51	33	17	
3PRm2.5/20	0.75	1.0		80	78	74	69	44	23	
3PRm2.5/28	1.10	1.5		115	113	107	99	63	33	